

SYSTEM OPTIONS FORM SPW6S



FOR INTERNAL USE

Job Number:

Job Name:

SPECIFY OPENING

Room or Location

ADDITIONAL HARDWARE any upgrades chosen that are not on your estimate will be an additional cost.

DOOR PULLS ☐ none

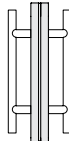
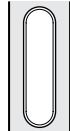

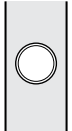
choose one

☐ RP-60

☐ Rectangular

☐ OP-150

☐ ADA Pull*



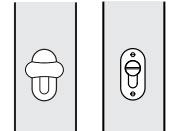
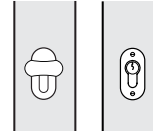
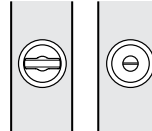
PRIVACY LOCK ☐ none

choose one

☐ Style KA
thumb turn/coin release

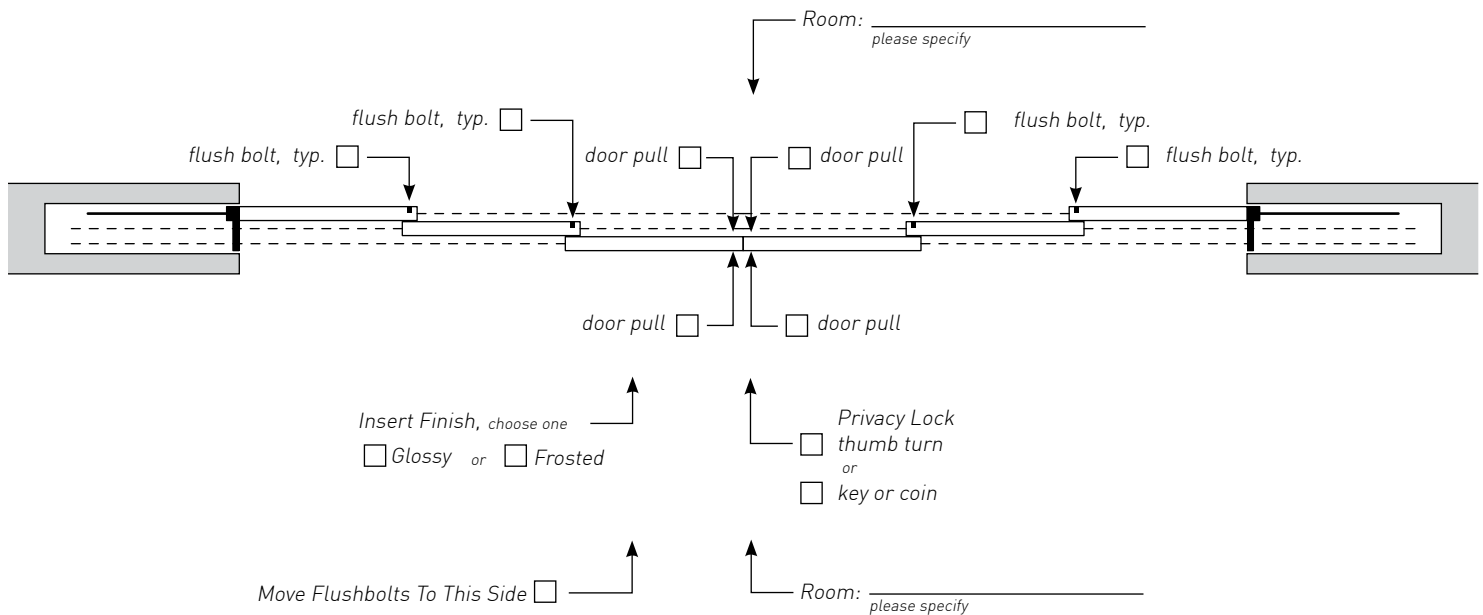
☐ Style AGB*
thumb turn/key

☐ Style AGB*
thumb/coin



*be sure projecting hardware does not interfere with path of door.

ORIENTATION & PLACEMENT



SIGNATURE

sign

date